

NEW DIAMOND VANTAGE EARLY ENTRY SAW


DIAMOND VANTAGE NEW EARLY ENTRY SAW

BY
GorillaConcreteTools


- Early entry with skid plate assembly
- Optional dust box with excellent dust control
- Folding handle with 4 positions for operation and storage
- 1/4" thick welded steel construction
- Durable powder coated finish
- Front and rear blade pointers
- Preset blade depth stop
- Integrated wrench holders

MADE IN THE USA 



3 pointers for precise blade location



Optional dust control box



Folding handle for easy storage



PART#: DV-GCT-8EE

SPECIFICATION

Engine	Honda GX200	Cutting Depth	Adjustable up to 2"
Weight	125lbs	Frame Construction	1/4" welded steel
Required Blade Size	8"	Vacuum Requirements	250 c.f.m. minimum
Arbor Size	7/8"	Dust Port	2"



diamondvantage.com